



Animal Crossing Community

Issue 11 - December 2020

Welcome to our December newsletter! The holidays are just around the corner and we're kicking off one of the most exciting seasons in *Animal Crossing*. This issue includes a ton of news, information, and of course seasonal goodness! So sit back, relax, and grab a mug of your favorite hot cocoa. See you all in 2021!



In This Issue...

Nintendo News

<i>Animal Crossing: New Horizons</i> Events and Updates.....	3
Recent and Upcoming Releases.....	6
Nintendo Wrap-Up.....	8
Isabelle's Upcoming Announcements.....	10

Retro Corner

<i>SaGa 3: Jikuu no Hasha</i>	12
Trivia Challenge.....	15

Franklin's Fantastic Foods

Peppermint Bark & Any-Nut Brittle.....	16
--	----

Crafty Creations: Glitter Ornaments.....	20
--	----

Harvey's Photo Wall

Island of the Month Contest.....	21
ACC Halloween Scavenger & Holiday Decorations.....	23
Festive Season Staff Pets.....	26
Fashion Showcase: Bundle Up.....	27

Community Bulletin

Interview with Nintendude64.....	31
Puzzles.....	33
Collector's Cranny.....	34
Animal Crossing Community Poll Insight.....	37
Spotlight Advertisements.....	40



Animal Crossing: New Horizons Events and Updates



Brought to you by: Devin2600

Since our last newsletter back in September, we have received one of the largest events updates *New Horizons* has seen since launch. We've recapped all of the events below and speculate on what is to come!

Bug-Off and Fishing Tourney (September 26th and October 10th)

We were once again visited by Flick and CJ who ran the last Bug-Off and Fishing Tourney of the fall season (for the northern hemisphere that is). Did you manage to get the gold trophy?



Halloween and the Fall Update (October 31st)

Halloween was fully unveiled when the fall update released in late September. Along with the new seasonal DIY's, we were also introduced to pumpkins! Pumpkins can now be grown and harvested from your island. Once you've successfully grown pumpkins you can then craft new Spooky series by obtaining their DIY's from villagers and balloons. Along with the new Spooky series was the addition of new body paint and eye colors!



Nook's Cranny sells candy on the lead up to Halloween. Like previous titles, the candy purchased can be given to villagers on Halloween night. Once you gift your villagers with candy you will receive either some new DIY recipes, or a lollipop. This lollipop can be given to Jack, the Czar of Halloween, to obtain some other special DIY recipes and items.



Mushrooming Season (November 1st - 30th)

Just like in previous titles, mushrooms began to appear around your island throughout the month of November. These mushrooms can be used to craft seasonal Mush Set DIY recipes. Did you manage to collect them all or are you a gloomy fungus?

Turkey Day (November 26th)

The Harvest Festival is back ... now known as Turkey Day. Our chef for the day, Franklin, has returned to prepare a wonderful feast for all of your villagers. The only problem is Franklin needs help collecting some ingredients.



After speaking with Franklin you'll be instructed to find certain ingredients around your island ranging from sea creatures and fish, to mushrooms and pumpkins. You will need to forage for these ingredients to finish all four dishes. After completing each dish you will be rewarded with some of the best looking special items to date such as the Turkey Day Flooring, Wall, and the set of Turkey Day DIY's. Franklin won't be the only one gobbling today!



Along with Turkey Day came the winter update. This update gave us some brand new reactions, hairstyles, storage upgrade, and the long awaited save data transfer feature. It also detailed our next upcoming event, Toy Day!

Toy Day (December 24th)

Make sure the holiday cheer is present and accounted for! While Toy Day hasn't quite arrived yet we have learned that Toy Day works very similar to past titles. You can purchase different toys from Nook's Cranny throughout the month of December. These gifts can be given to villagers during the Toy Day event. New items will likely be rewarded for giving villagers gifts as well!



As with every season, new seasonal DIY's are also available. These include DIY recipes for items like the Big Festive Tree, Illuminated Presents, and so much more!



Recent and Upcoming Releases



Brought to you by: Devin2600

RECENT RELEASES



Hyrule Warriors: Age of Calamity



Doom: Eternal



Puyo Puyo Tetris 2



Fitness Boxing 2: Rhythm and Exercise



Fire Emblem: Shadow Dragon & the Blade of Light



Kingdom Hearts Melody of Memory



Just Dance 2021



Pokémon Sword/Shield - Crown Tundra DLC



Pikmin 3 Deluxe

UPCOMING RELEASES



Super Mario 3D World + Bowser's Fury
February 12th, 2021



Bravely Default II
February 26th, 2021



Story of Seasons: Pioneers of Olive Town
March 23rd, 2021



Monster Hunter Rise
March 26th, 2021



New Pokémon Snap
2021



Nintendo Wrap-Up



Brought to you by: Runningwolf & ASUtown

While 2020 wasn't the best year, Nintendo sure helped make it better! Nintendo had quite an eventful year; with the launch of *Animal Crossing: New Horizons* and *Pokémon Sword and Shield* DLC 's Nintendo truly catered to the wants of their fans, and we're thankful for it!



Nintendo has done plenty to ensure the games stay exciting by many DLC releases. *Animal Crossing: New Horizons* has already had many events including Reese and Cyrus's Wedding Event, Bunny Day, Halloween, and Harvest Day, with plenty more to come.



Available June 2020



Available Fall 2020

Pokémon Sword and Shield also had many new DLC's to enjoy! In June, it started with the Isle of Armor, and in the fall, The Crown of Tundra.

There have also been plenty of free downloadable games such as *Super Mario Bros 35*, *Tetris 99*, and many NES and SNES classics.

Nintendo also expanded its Switch and Switch Lite collections by adding new customized systems into the mix.



We cannot wait to see what Nintendo has in store for 2021!



Isabelle's Upcoming Announcements



New Horizons Calendars

Brought to you by: ASUtown

01

JANUARY

Fishing Tourney

Bug Off (Southern)

Lunar New Year
(Event Not Yet Announced)

SUN	MON	TUE	WED	THU	FRI	SAT
		NEW YEAR'S DAY!			1	2
3	4	5	6	7	8	9
10	11	12	13	14	15	16
17	18	19	20	21	22	23
24	25	26	27	28	29	30
31						

02

FEBRUARY

Bug Off (Southern)

Valentines Day

Festivale?! Not Yet Announced

SUN	MON	TUE	WED	THU	FRI	SAT
	1	2	3	4	5	6
7	8	9	10	11	12	13
14	15	16	17	18	19	20
21	22	23	24	25	26	27
28						

03 MARCH

No special events yet announced

	SUN	TUE	WED	THU	FRI	SAT
	1 	2 	3 	4 	5 	6 
7 	8 	9 	10 	11 	12 	13 
14 	15 	16 	17 	18 	19 	20 
21 	22 	23 	24 	25  	26  	27 
28 	29 	30 	31 			



RETRO CORNER



Brought to you by: Riesz

Region	Release Date
Japan	December 13, 1991
North America	September 28, 1993



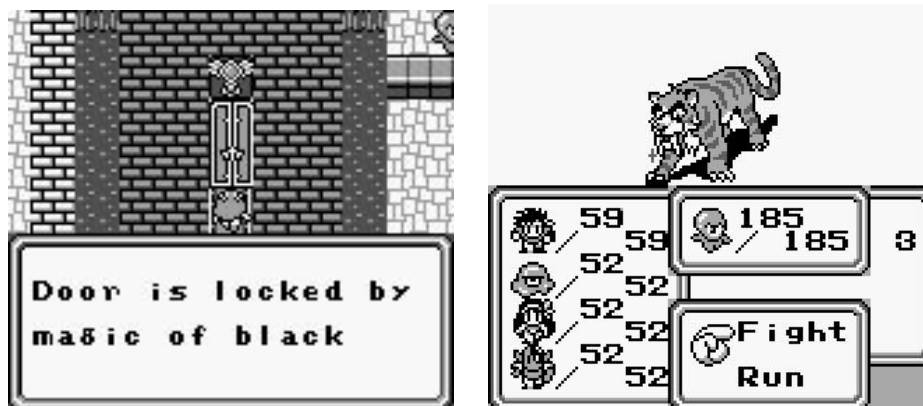
SaGa 3: Jikuu no Hasha, commonly known as *SaGa 3: The Ruler of Space and Time*, was the first game developed by Square's Osaka branch, the office responsible for *Final Fantasy Mystic Quest* on the SNES. As Kawasu was working on *Romancing SaGa* for Super Famicom, it was produced by Chihiro Fujioka and is thus a departure from its predecessors. Fujioka also helped compose the music with Ryuji Sasai. *SaGa 3* was released in Japan on December 13, 1991, and as *Final Fantasy Legend III* in the US on September 29, 1993, marking Ted Woolsey's first translation with Square.




Rather than creating characters, the party is formed of 2 Humans, Arthur and Sharon, and 2 Mutants, Curtis and Gloria, all of whose names may be changed. Monsters now sometimes drop meat or parts at the end of battle, which can be consumed or installed by any character. By eating monster meat they will turn first into a Beast, and more meat will transform them into a Monster. By installing parts they will become a Cyborg, and more parts will result in a Robot. Installing parts while a Monster will transform a character into a Beast, then back to Human/Mutant. Likewise, eating meat while a Robot will turn them into a Cyborg, then back to normal. Beasts and Cyborgs are able to use equipment, talents, and magic, with Cyborgs benefiting more from the quality of their equipment. Monsters can use talents and magic, but not equipment. Robots can use talents but not magic, benefit from the quality of equipment, and can increase stats by using capsules.



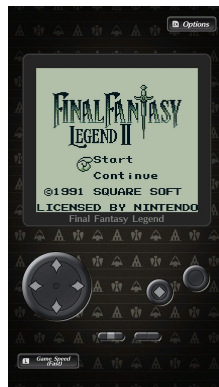
A fifth guest character will join the party at various points in the story. Levels are now gained by earning EXP from battle. Weapons and shields no longer have durability, and individual inventory has been removed. Equipment, talents, and spells have their own dedicated inventory lists, as is items, which are shared among the party. Magic spells can be purchased, and any character can learn them. There is now MP to manage when casting spells, and some spells may be used outside battle.



The world is being flooded by the Pureland Water Entity, and Arthur, Curtis, and Gloria have been sent from the future as children by a man named Borgin to the present to try to find a way to stop it. There they are reared by Dharm's Elder alongside his granddaughter Sharon. Upon coming of age, they decide to fulfill Borgin's wishes, and the elder guides them to Talon, a time-travelling battleship. Unfortunately, the ship is useless in its current state, and the party must set out to repair it first.



Collection of SaGa: Final Fantasy Legend is available to pre-order on the Switch's eShop and will be available worldwide December 15, 2020. It is digital only, and supports English and Japanese. Many new features have been added: high-speed mode, adjustable screen magnification, quick save/load, 8 backgrounds, new music and illustrations, and upon removing the Joy-Cons, the ability to play vertically to mimic the GameBoy experience.





Trivia Challenge:



1. What is the name of the *Pokémon Sword* and *Shield* expansion pass that was released on October 22, 2020?

- a. The Crown Tundra
- b. The Knight Expanse
- c. The Polar Snowfield
- d. The Snow King

2. As of December 1st 2020, how many units of the Nintendo Switch have been sold worldwide?

- a. 57 million
- b. 67 million
- c. 77 million
- d. 87 million

3. Which of the following cameos has Mario never made?

- a. A Mario car in *Rocket League*
- b. A temple floor pattern of Mario's face in *Sonic the Hedgehog*
- c. Mario's voice featured as a reaction in *League of Legends*
- d. A Mario cereal made by Kelloggs

4. In the newest update released for *Animal Crossing: New Horizons*, what toys are offered in Nook's Cranny?

- a. A Baby Doll, a Dinosaur Toy and a Mini Circuit
- b. A Dollhouse, a Baby Doll and a Pop-Up Book
- c. A Puppy Plushie, a RC Helicopter and a Mini Stuffed Bear
- d. A Tin Robot, a Kid's Tent and a Dinosaur Toy

5. Who is featured to come out in the next *New Horizons* update in late January, 2021?

- a. Pavé
- b. Brewster
- c. Blanche
- d. Harriet

Answers on
page 41



Franklin's Fantastic Foods



Peppermint Bark

Brought to you by: JellyBeans97

Peppermint bark is a quick, easy, and delightful treat that requires little preparation and equipment, making it a great gift for the Holidays.

This sweet treat could also be a savoury snack using pretzels, nuts, and popcorn. Why not combine a mixture of sugar and salt and have the best of both worlds?

Preparation Time: 15 - 20 minutes **Cooling Time:** 1-2 hours

Ingredients:

- 2 lbs or 900g of white chocolate
- ½ cup or 60g of gumdrops
- 5 peppermint candy canes, crushed into small pieces
- 1 tsp of red, white, and green sprinkles



The measured ingredients above are for guidance, you can use whatever chocolate and toppings you wish. The bark lasts for one week if kept in the fridge in a container.

Equipment:

- Baking tray (14 x 11 inches or 36 x 30 cm)
- Large bowl
- Greaseproof paper or baking parchment to cover baking tray
- Spatula

1. Break the chocolate into small chunks and melt in a microwavable bowl for 30-second intervals until completely melted, taking care to stir thoroughly.

2. Pour the melted chocolate onto a baking tray lined with greaseproof paper or baking parchment.



3. Spread the chocolate across the baking tray to a thickness of ½ an inch or 1cm (you can make it thicker or thinner depending on how much bark you wish to make).
4. Sprinkle on your desired toppings, distributing them evenly across the bark.



5. Place the bark in the fridge to cool for 1-2 hours until hardened.
6. Break into rough pieces and serve with a warming cup of hot cocoa.



Any-Nut Nut Brittle

Brought to you by: lildarkwolfchylid



“In his third year at Hogwarts, Mrs. Weasley sends Harry lots of yummy treats, including nut brittle. But Harry barely notices these mouth watering items when he sees the Firebolt sent to him by a mysterious well-wisher.” (see *Harry Potter and the Prisoner of Azkaban*, Chapter 11)

Nut brittle is one of the most delicious candies ever, and it’s far too easy to crunch up a whole pound before you know it. It’s been made for centuries, and with good reason. It’s easy to make; you just need to watch the temperature carefully!

Ingredients:

- 1 cup granulated sugar
- ½ cup golden syrup or light corn syrup
- ¼ cup water
- ¼ teaspoon salt
- ¼ stick (2 tablespoons) butter
- 1 ½ cups chopped raw nuts (almonds, pecans, peanuts, or any nut you like)
- ½ teaspoon pure vanilla extract
- ½ teaspoon baking soda

Equipment:

- Rimmed baking sheet
- Parchment paper
- Candy thermometer
- Saucepan - at least 4 quarts

1. Grease a rimmed baking sheet and line it with parchment paper. Clip a candy thermometer to a saucepan that is at least 4 quarts. Place the sugar, syrup, water, and salt in the saucepan and cook over medium-high heat, stirring constantly, until the temperature reaches 280°F.



2. Add the butter and nuts and continue cooking, stirring constantly, until the mixture reaches 300°F. Remove the pan from the heat and stir in the vanilla and baking soda (the mixture will bubble and expand a lot).
3. Pour the mixture into the prepared pan and spread it with a wooden spoon as much as you can; it should be about ¼-inch thick. Cool completely before breaking into shards and eating.





Crafty Creations

Glitter Ornaments



Brought to you by: ASUtown



Materials:

- Clear ornament(s)
- Polycrylic protective finish, water-based
- Clear gloss
- Extra-fine glitter
- Small paper or glass cups to hold ornaments
- Vinyl, stickers, paint (optional)

Image shows vinyl monograms attached.

Steps:

1. Remove the top of your ornament and set it aside.
2. Pour some of the polycrylic into the ornament (*Tip: I use a condiment bottle to make pouring easy!).
3. SWIRL/turn the polycrylic around in the ornament, don't shake and turn slowly to ensure every part of the ornament gets covered. Once you start getting towards the top turn towards your cup so you can save the remaining polycrylic.
4. Put upside down in a cup (you can pour the excess back into your can/condiment bottle later). Let it side for 15 minutes.
5. Fold a piece of paper in half and pour your extra-fine glitter into it, using that to slide glitter into the ornament.
6. SWIRL/turn the glitter around just as you did the polycrylic and cover everything. Once you start getting towards the top turn towards your paper so you can save the remaining glitter.
7. Let sit upside down in a cup overnight.
8. The next day, put the topper back on the ornament (do not do this earlier or it will scratch the glitter). Then you can decorate with stickers, vinyl, paint or however you want on the exterior.



Harvey's Photo Wall



New Horizons Island of the Month Contest

Brought to you by: PenguinGeek

Thank you to everyone who has participated in our Island of the Month contest! We showcase our most recent winners below! We love seeing everyone's islands!

September: Best Use of Terraforming

Winner: Ayra E.



October: Halloween

Winner: Kale A.



November: Harvest

Winner: Rachel D.



Be sure to keep an eye out on our Facebook, Twitter, and the ACC Noticeboard regarding updates and voting for our Island of the Month contest!

ACC's Halloween Scavenger Hunt Event

Thank you for participating!



ACC Staff Holiday Decorations!

Brought to you by: Hamez, ASUtown, & PenguinGeek









Festive Season Staff Pets



Brought to you by: HatakeSage

Chip
OWNER: PENGUINGEEK

Keagan
OWNER: FERALIGATRFTW

Sovereign
OWNER: HATAKESAGE

Sushi
OWNER: KISSABLE...J

Leia
OWNER: DEGEMINATION

Srips
OWNER: LADYKATHRYN



Fashion Showcase - Theme: Bundle Up!



Brought to you by: HatakeSage



Hello! You can call me Hatty.

Today, with the help of my villagers, I am bringing a fun winter fashion showcase *that isn't just* your generic 'Christmas' style!



Be cute at all times of the year with this classic style! This dress is great for a southern hemisphere holiday season - where it's not all snow!

Felicity is wearing: Checked Jumper Dress, Ribbon, & Wooden Frame Glasses



Feel Sophisticated with this relaxed and casual sweater style. These handsome black glasses and sweater combo can be worn with or without the *suave* fedora.

Raymond is wearing: Argyle Sweater, Fedora hat, & Square Glasses.



Be yourself with this cute pop style outfit that Kiki is sporting here!

A bit funky but super cute, *and* super fun.

Kiki is wearing: Oversized Sweats Dress, Bunny Ears, & Round Frame Glasses

(I am sporting the red Poncho Coat, Hairbow, Tights, and Black Mary Janes.)

Wait! One last thing!



I have also made some fun winter designs!

Feel free to download them and display!



Hope to see some of you visiting my Christmas village at the end of the month for loads of unorderable goodies!

Keep your eyes on ACC news for our fun December events and games!

Happy Holidays & New Year!

An Interview with Nintendude64

Brought to you by: PenguinGeek



Hey ya'll! For this issue's interview, we were able to talk to one of our site's administrators! We hope you enjoy!

1. Can you tell us a little about yourself?

I guess to start, I've been playing Nintendo games since age three. *Earthbound* on the SNES is my favorite game of all time. I am currently employed as a developer for a mobile app company. Outside of playing games and my day job, I keep myself pretty active. I've been playing drums for over seventeen years. While it isn't my profession, it is a serious hobby of mine, and I try to get in several hours of play time each week. Beyond that, I just love being outside. It doesn't really matter if I'm just working in my yard, or adventuring out in the wilderness. During the summer, you can probably find me playing tennis at one of the local courts. In the winter, I'm probably out snowboarding on a mountain somewhere. If it's any time in between, I'll be out shredding on my skateboard. I figure that I've got to lead an exciting and adventurous life while I am still young and healthy!

2. Who is your favorite *Animal Crossing* character and why?

Puck has been my favorite character in the series since *New Leaf*. Penguins have always been my favorite type of animal. Puck's just a goofy goober of a guy and it always seems like he's making me smile. His house interior in *New Leaf* is also super awesome and really channels everything that I love about winter.

3. Can you tell us a little bit about your ACC history?

I joined ACC back in June of 2006. This was during the peak of *Wild World*. I had met a few friends on another forum that I played *Wild World* with, and one of them told me about ACC. I actually initially joined the site so that I could mess around with the town-tune maker, believe it or not. The forums and the community are really what hooked me in. Pretty soon I found myself meeting new people and playing *Wild World* online with all sorts of new friends. I also was involved in a few giveaways for a while during those first few years while *Wild World* and *City Folk* were big. I was invited to join the Staff as a Scout in March of 2011 and then became a Mod in May of 2012. I've been serving in the Administrator role since September of 2017, and have also dabbled a bit in some development work for the site.

4. What is it like being an administrator?

This may sound like a boring answer, but as an ACC Administrator, I do a lot of managing and overseeing. This has actually been a bit of a shift for me. As a Scout and Moderator, I was always driven to just do the work and get various tasks done myself. Now I am overseeing teams and projects, and I can't just do everything myself. I have to ensure things stay organized, that people are working together, and that things are getting done in a lot of different areas. Each Administrator focuses on different aspects and areas of the site. I oversee the Scout team and help oversee the Moderator team with Jarikira. Basically I help recruit new Scouts/Mods, train new Scouts/Mods, and make sure these teams are running smoothly and staying focused. I also primarily focus on the operational side of things, so making sure that day-to-day operations of ACC are moving along. A lot of it can be behind the scenes stuff that most members won't see or pay attention to. This can be things like organizing rule and policy changes, or even making sure our various databases (eg. event calendar and item catalogs) have accurate information.

5. What is your favorite thing to do on the site?

My favorite site feature is actually the trading post, and GC trading has always been my favorite activity to do on the site. *AC:GC* is my favorite game in the series, and I just find ACC's Trading Post to be a fun and timeless tool for a timeless game. I used to be heavily involved with the GC trading community on the site when the game had a lot more traction 10+ years ago. Unfortunately, GC hardly has many active players on the site anymore, let alone people who have experience using the site's Trading Post. I don't use the feature much at all anymore for those reasons. Seriously though, I'm happy to do some GC trades with anybody who is interested!

6. If you could add any feature to *Animal Crossing: New Horizons*, what would it be?

There is quite a bit that I'd like to add to *New Horizons*, but I'll spare people from my personal laundry list of complaints and wishes. I think I'll go with one of the more popular and legitimate requests, and that would be to let us have unbreakable tools! I can't stand that feeling when the tool goes "poof" in my hands. I get the whole crafting feature, but I think they went a little overboard with it. At the very least, golden tools should be unbreakable. Also, what happened to silver tools? I liked some of those better than their gold counterparts in the other games.



Puzzles

Brought to you by: ASUtown



Unscramble the anagrams below to make names of different Nook Mile Items in
AC:NH:

- 1) loop
- 2) acksn hinemac
- 3) sercco loag
- 4) houlightse
- 5) snabdxo
- 6) phneo xob
- 7) slora lepan
- 8) steerpalt
- 9) cupeat drei
- 10) dwin enibtur

Got the answers? Message @ASUtown on ACC and earn +1 point for each correct one!



Collector's Cranny

Brought to you by: ASUtown, Runningwolf, StarlitGlitch



Pokémon Christmas Editions



Every holiday season Pokémon Center always has a great selection of new festive pokemon merchandise! This year was no exception.

This year I indulged on a Pikachu plush from their Pokémon Winter Carnival line. Pikachu is wearing an outfit which seems to mimic a snowman, but still caters to the festive season with the traditional white, red, green and gold scheme. He stands at 7 $\frac{3}{4}$ in.

This year we featured a few of the Funko pokemon collections. It seems they've surprised us with a duo. While Pikachu's Funko figurine has yet to be released, they have released Eevee's, who can be seen decorating a small tree with several pokemon ornaments. The small indents on the wood show where the Pikachu Figurine will connect with this Eevee.

The best of all was after purchasing these two they sent the small metal Pikachu ornament, and a Special Delivery Pikachu pokemon card for free! Special Delivery Pikachu, while adorable can pack a punch with it's "Electro Ball" move, or you can shuffle your deck for an item card with his special move, "Happy Delivery."

Disney Pins



One of the most popular Disney hobbies is pin trading! This hobby has been around for 20 years and is fun for guests of all ages. Guests can trade pins with cast members or fellow guests.

Pins range from the less expensive common ones to really hard to find Limited Edition ones that range around \$250 USD. Some collectors like to do this leisurely, while others focus on specific collections and trading pins that can range anywhere between \$3 to \$2,000 dollars USD.

The pin trading community is vast and has a place in every Disney park worldwide. There are even events run by local pin trading groups or sometimes by Disney themselves. Disney hosts two pin trading nights a year and one big multi-day pin trading event that attracts people from all around the world. A single ticket for this event costs around \$200USD. This event allows collectors to get exclusive pins, make new friends or see older ones and find new pins to trade for.

Disney pin trading can be an expensive hobby, but for disney fans who want to experience something new when they go to the parks it is a fun way to hold onto memories. I personally started collecting pins in 2002, and recently found a pin that I had been searching for years for at an event last month! I have made countless friends through this hobby and can't wait for my next event!

Animal Crossing: New Horizons Merchandise: Ichiban Kuji

There were two recent merchandise sets that were released in Japan for *Animal Crossing: New Horizons* that sold out almost immediately.



The third Ichiban Kuji came out for *Animal Crossing* this past August, this time for *New Horizons*. Described as "the character lottery where there are no losing tickets" Ichiban Kuji allows fans of a particular franchise to buy tickets for the chance to draw one of the items in a set. The bright colors give off a fun, tropical vibe and the Timmy and Tommy tissue box holder seems to be a big hit!

Animal Crossing: New Horizons Merchandise: Gelato Pique



The self-proclaimed luxury lounge and sleepwear company Gelato Pique came out with a cozy *Animal Crossing* collection mid-November. It features fuzzy hoodies of Raymond, Marshal, and Timmy/Tommy but also includes pajamas, a sweatshirt, and other goods to help fans drift off into dreamland.



AC Community Poll: December 2020 Edition



Brought to you by: Degeneration

Hello all, thanks for joining me to nerd out on some math again! ACC has a community poll each week, and it's a fun way of getting a pulse on the community.

A lot of polls these past few months compared *New Horizons* with *New Leaf*, whether directly or indirectly. *New Horizons* was likely to be popular at first given that it was . . . well, new! And there's a certain appeal to playing it for the sake of more interaction with others, especially when we are all lacking interaction with others due to the pandemic. But, once the newness wears off, will *New Horizons* stand the test of time?

Game Mechanics

How do the game mechanics compare? Hybrids have been a part of *Animal Crossing* since *Wild World*, and growing them was typically hard. I know in *New Leaf* I'd feel lucky to get a few a day. *New Horizons* is a bit different. Not only did I find myself getting more, you can give yourself a real boost by having friends water your flowers. At first it was exciting, but after a while I came to think of the flowers as a menace, constantly spreading. I knew some of my friends did, too, but what about the wider community?

Only a little less than a third agree, with almost half thinking it was just right and about a fifth thinking it was hard. The difference in opinion could be due to many factors, such as what you're comparing it to. But it probably also matters why you play. If you like goals, an easy goal is a letdown. But if you play because you like decorating, think of the things you can do with a plentiful supply of hybrids!

Speaking of goals, a poll in September asked people if they'd paid off their loan. Even though there isn't much of a reward for paying it off (free exterior customization? It only cost 5k!), most people said they had paid it off or were working on it. It's been a big part of every game, so perhaps people feel like it's just a part of the game, whether they want the reward or not. Most people who hadn't bothered probably paid it off in October to get a storage upgrade.

Game Content?

What about game content? I for one have been surprised how many classic game staples, from furniture series that always make an appearance to gyroids are just . . . not there! One poll asked people what they wanted to see show up again. The most popular answer was Brewster: the pigeon that usually opens up a coffee shop in your town. Thirty percent of people most wanted to see him return out of the poll options. The

second was unbreakable tools. If you had asked me in January what I most hoped would return, I wouldn't have even thought of unbreakable tools. But then again, I hadn't had the pleasure of a fishing rod suddenly exploding in my hands multiple times a day! It's no surprise that in another poll, over 40% of people reported they don't craft tools, they just buy them from Nooks.

What about things that are new? Right before Halloween, a poll asked what people were most looking forward to about Halloween and the most popular answer was something completely new: pumpkins. There has been speculation about growing crops making an appearance in this incarnation of *Animal Crossing*. After all, similar games like *Harvest Moon* and *Stardew Valley* feature crop cultivation prominently. So far, pumpkins are all we've gotten along these lines. People were awfully excited about them, so maybe we will see more.

Conclusion

The bottom line: how will *New Horizons* compare to other versions as time goes on? In September, only about half of members reported still playing the game daily. But on the other hand, only about 2% said they were done completely. And that was before several updates. In the end, the updates might be what keeps people around. I remember the surge of play the *Welcome amiibo* update gave *New Leaf*. So, *New Horizons* will probably stay popular at least as long as Nintendo is updating it.

Thanks for nerding out with me! Do you have an idea for a poll? You can suggest it by visiting the [weekly poll suggestions](#) thread!



ACC's Leaderboard #2 - Winners



Brought to you by: ASUtown



Congratulations

TO THE SECOND
ACC LEADER BOARD
WINNERS!

- 1st: Majexs137 - 152 Points**
- 1st: kissable_j - 152 Points**
- 3rd: 707penguin - 144 Points**
- 4th: CherryRosee - 129 Points**
- 5th: Chuuster - 117 Points**



Spotlight Advertisements



Hybrid Heaven
Giveaway & Services

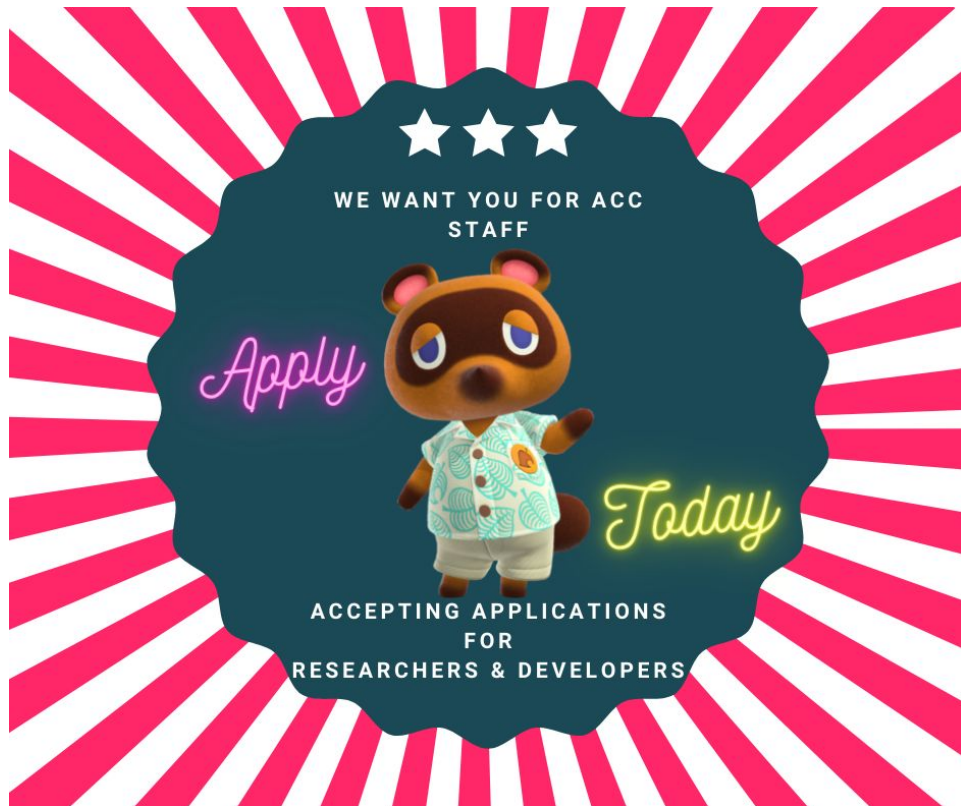
Wishes you all the joy of the Season

Join us for some Naughty or Nice Festivities!

Hybrid Heaven Giveaway, Shopping & Landscape
Taking care of all of your Animal Crossing needs!

Trivia Answers:

1. a - *The Isle of Armor* and *The Crown Tundra* expansion passes were announced on January 9, 2020 and introduced several past Pokémon and all legendary Pokémon, as well as a new set of legendary Pokémon.
2. b - According to the NPD Group, Nintendo Switch achieved another milestone as the best-selling video game console in the U.S. for a record-breaking 24 consecutive months.
3. c - *League of Legends* has not had any cameos from any other video game franchise.
4. d - The winter update includes several new toys offered at Nook's Cranny, however only one color of each toy is offered in the shop. Players must go to other islands to complete the set.
5. a - Pavé is an NPC from previous *Animal Crossing* installments. He appears on the day of Festivale. Not much is known about his role in *New Horizons*.



Interested in becoming a contributor to the newsletter? Send a PT to ASUtown, PenguinGeek, and Jarikira that includes a sample of your writing and some article ideas!