



Animal Crossing Community

Issue 17 - January 2024

Ho ho ho, Jingle here! Hope everyone had a great holiday and a happy new year! Let's start 2024 off with a newsletter!



In This Issue...

Recent & Upcoming Releases	3
New Releases	3
Upcoming Releases	4
Isabelle's Upcoming Announcements	5
Text Alternate Calendars	8
Crafty Creations	11
Staff Interview: Jarikira	12
Staff Pet Pics: Holiday Edition	14
Collectors Cranny	15
Holiday Trivia	17
Holiday Crossword Puzzle	18
Trivia & Puzzle Answers	20
Ask Nat	21
Spotlight Advertisements	26

Recent & Upcoming Releases

Brought to you by: Milly_MFG

New Releases



Upcoming Releases



Isabelle's Upcoming Announcements

Brought to you by: StarlitGlitch

 JANUARY						
SUN	MON	TUE	WED	THU	FRI	SAT
	1 	2 	3 	4 	5 	6 
7 	8 	9 	10 	11 	12 	13 
14 	15 	16 	17 	18 	19 	20 
21 	22 	23 	24 	25 	26 	27 
28 	29 	30 	31 			



MARCH 						
SUN	MON	TUE	WED	THU	FRI	SAT
					1 	2 
3 	4 	5 	6  	7 	8 	9 
10 	11 	12 	13 	14 	15 	16 
17 	18 	19 	20 	21  	22 	23 
24  	25  	26  	27 	28 	29 	30 

Text Alternate Calendars

Brought to you by: StarlitGlitch

January 2024

	1st - Bob	2nd - Poncho	3rd - Joey	4th - Diana	5th - Roald	6th - Carmen
7th - Harry	8th - Pierce	9th - Tiffany	10th - Papi	11th - Maddie	12th - Moe	13th - Puddles
14th - Velma	15th - Gladys	16th - Ursala	17th - Rizzo	18th - Sherb and Chelsea	19th - Simon	20th - Opal and Quinn
21st - Genji	22nd - Francine	23rd - Gwen	24th - Rhonda	25th - Savannah	26th - Vivian	27th - Admiral and Aurora
28th - Margie	29th - Cube	30th - Flurry	31st - Winnie			

February 2024

				1st - Bill	2nd - Jitters	3rd - Olivia
4th - Lily	5th - Penelope	6th - Annalisa	7th - Boomer	8th - Frobert	9th - Cleo and Flora	10th - Stitches and Zoe
11th - Pompom	12th - Drago	13th - Ribbot	14th - Muffy	15th - Kitty	16th - Anabelle	17th - Dobie
18th - Dora	19th - Freckles	20th - Sprinkle	21st - Puck	22nd - Avery	23rd - Pate	24th - Anicotti
25th - Humphrey	26th - Sheldon	27th - Rosie	28th - Naomi	29th		

March 2024

					1st - Coco	2nd - Barold
3rd - Bonbon	4th - Anchovy	5th - Gala	6th - Chevre and Chai	7th - Molly	8th - Zucker	9th - Cyrano
10th - Judy	11th - Hopkins	12th - Midge	13th - Megan	14th - Dotty	15th - Julian	16th - Doc
17th - Cheri	18th - Dom	19th - Merengue	20th - Hornsby	21st - Elise and Faith	22nd - Paula	23rd - Axel
24th - Skye 31st - Klaus	25th - Billy and Celia	26th - Fauna and Louie	27th - Lolly	28th - Baabara	29th - Biff	30th - Felicity

Crafty Creations

Brought to you by: Alexander1

The Festive season is upon us! What better way to celebrate than with some festive DIYs? For this edition of crafty creations, we have pulled one of the DIYs directly from New Horizons!

DIY Festive Top Set

Materials Needed

Modeling Clay
Paint Set
(Optional) Cutting Board
(Optional) Bench Scraper/Chopper
(Optional) Oven
(Optional) Baking Tray



Step 1 - Create Your Tops

- Take some modeling clay out of the container (for two tops, I used a roughly squash ball-sized portion of clay) and separate out enough for the number of tops you will be creating
- Turn your clay portions into balls. Then, flatten four sides of your clay balls. These will form the four sides of your Festive Tops
- Shape one of the rounded ends of your modeling clay into a rough point. Flatten the other rounded end of the modeling clay (I used a Bench Scraper to cut this side off). Create a stem to attach to the flat side of the modeling clay
- If you plan on carving symbols into the sides of your Festive Tops, you can do so now; otherwise, these will be painted on afterwards

Step 2 (Optional) - Create Your Tokens

- Take some more modeling clay (roughly marble-sized) and create a sphere, then squish the sphere to create a coin-shaped token. Repeat the process for as many tokens as you'd like to make

Step 3 - Bake Your Tops

Instructions in this section will vary depending on the type of clay you're using - please follow manufacturer recommendations when baking your clay. I am using Sculpey Original Oven-Bake Clay for reference.

- Preheat the oven to 275° Fahrenheit
- Bake your clay according to manufacturer recommendations (for me, this was 15 minutes for the tokens and 45 minutes for the Festive Tops themselves)

Staff Interview: Jarikira

Brought to you by: PenguinGeek



Howdy ya'll, PenguinGeek here! To wrap up our admin interviews is the one and only Jarikira!

Tell us a little about yourself! Do you have any hobbies, interests, etc?

Hello! My name is Jari and I've been on ACC for over 13 years. I'll warn you ahead of time, my interview will not be as entertaining as David's (ACWWFreakazoid)!

I'm 72 years old and worked as a therapist in a Psychiatric Hospital for 34 years until I had a health crisis and had to retire. I have no biological children but informally adopted my niece and now have three wonderful "grandsons". I am an avid reader, gamer, Diamond painter and cross stitcher. I'm also an admitted TV addict, nothing better than being in my recliner, with my cat cuddled on my legs, cross stitching while watching TV. I used to quilt but my poor back can't take that anymore. I'm also into conservation of Elephants in particular and animals in general.

I am a crazy cat Mom to one gray tabby named Link. I'd have more but can only have one where I live now. I used to have dogs but at my age it's getting a little harder to give them all the walks etc. that they need. I am one of those people who never shuts up about her human kids and her fur kid! I'd do anything for any of them even though I almost lost my mind at the 11 years old's birthday party last week when 15 of his friends showed up and proceeded to try and out scream each other.

What is your favorite feature on ACC 2.0?

My absolute favorite new feature is being able to edit the Weekly Poll on the front page even after it's started. I've been handling the Polls for a few years now and there was nothing worse than having to see my spelling/grammar error for a solid week because there was no Edit function for Polls on the old site! The next is being able to post images. I love the Pet Pics

thread on the Off Topic board. I'll be the first to admit I wasn't enthused when the suggestion first came up. I thought it might make the site look messy but I like it now that it's in place.

What's it like to be an admin?

Being an Admin can be a challenge sometimes but most of the time I enjoy it. One of the most challenging parts is trying to keep everyone happy when there can be totally opposite opinions being suggested. You want to keep everyone happy but sometimes that's just impossible. I enjoy getting PTs with suggestions and other feedback, good or bad so feel free to send me one. That offer is also open for anytime a member wonders how and why we came to a certain decision. If I can, I will certainly try to explain it.

Who is your favorite *Animal Crossing* villager and why?

My absolute favorite is Tangy because she is a cat and sings so much! I love the singing villagers and stop to listen to them every time when I'm playing.

If you could add any feature to *Animal Crossing*, what would it be?

Bring back unbreakable tools!

Staff Pet Pics: Holiday Edition

Brought to you by: PenguinGeek



Top to Bottom:

Link - aldericon


Frank & Sylveon - Milly_MFG

Captain - PenguinGeek


Collectors Cranny

Brought to you by: Milly_MFG

Milly here! I attended an Animal Crossing pop-up event at Miss Desserts here in Arizona. The boba shop was decorated with Animal Crossing-related items, such as fish bait, presents, and recipe cards! Of course, every guest got a free lei to add to the island feel.



Depending on your ticket level, you will be guaranteed some adorable Animal Crossing swag. Of course, I opted for the one with all the goodies! The goodies I received were a boba straw buddy (I had to choose Isabelle!), three unique stickers, a paper coaster, a Tom Nook and Isabelle macaroon, and a custom Dodo Airlines boarding pass!



Plenty of merchants were inside the shop, selling cute plushies, stickers, stationery, and more! Here is some of the stuff I scored.



All in all, it was a fantastic time. I highly recommend attending if a pop-up event comes to your city!

Cheers!




Holiday Trivia

Brought to you by: Mario97

1. Jingle visits your town in every *Animal Crossing* installment, but one. Which game is he absent in?
 - a. *Animal Crossing GC*
 - b. *City Folk*
 - c. *Wild World*
 - d. *New Horizons*
2. In *Donkey Kong Country 3*, what happened if you named a saved file “merry”?
 - a. The Kongs wore Santa outfits.
 - b. You can play as a reindeer.
 - c. The minigames are Christmas-themed.
 - d. Nothing.
3. What Christmas character is mentioned in the *Super Mario 64* level Cool, Cool Mountain?
 - a. Santa
 - b. Frosty the Snowman
 - c. The Grinch
 - d. Rudolph the Red-Nosed Reindeer
4. In a viral video (from the early days of YouTube), a kid opens a Christmas gift and shouts excitedly about the console he got. What console was it?
 - a. Sega Genesis
 - b. PlayStation 1
 - c. Xbox
 - d. Nintendo 64
5. In *Animal Crossing: New Leaf*, one villager will not appear in the plaza on New Year during the countdown because it is their birthday. Who is it?
 - a. Marcel
 - b. Bob
 - c. Apple
 - d. Aurora

Holiday Crossword Puzzle

Brought to you by: FrigusReamerus



Down:

2. A plant with red berries used in winter decorations.
3. A dish of a chicken stuffed into a duck stuffed into a turkey.
4. A sauce made from meat juices commonly served with holiday meals.
5. A spike of ice formed from dripping water.
7. A berry often used in sauces and decorations during winter feasts.
9. A warm bed covering made of padding enclosed between layers of fabric.
10. The woody reproductive structure of a pine tree.
11. Traditional name for winter solstice celebrations.
12. Often lit during winter nights for warmth or decoration.
14. A creamy holiday drink often spiced with nutmeg.
17. A hot drink made from cocoa powder and milk.
19. A mythical being often depicted as small and sprightly.
20. A sweet icing used for decorating cakes and cookies.
21. A decorative wreath of flowers, leaves, or other material.
24. A decorative sock hung during the festive season.
26. Boots with blades attached for gliding over ice.
27. A thin layer of ice crystals formed on cold surfaces.
29. A portable light often used during winter nights.
33. A tool and decorative figure associated with winter celebrations.
35. A figure made of snow often seen in winter.

Across:


1. A vehicle for snow travel typically pulled by horses.
6. A length of fabric worn around the neck for warmth.
8. A vehicle typically used to slide over snow or ice.
13. Small decorative spheres hung on festive trees.
15. A structure through which smoke escapes, associated with festive folklore.
16. A deer species often associated with winter landscapes.
18. Decorative objects typically hung on festive trees.
21. A sweet treat often made into houses or cookies for festivities.
22. A type of tree commonly used for winter celebrations.
23. The activity of traveling over snow on skis.
25. Hand coverings that encase each finger separately.
27. A large, celebratory meal.
28. Small bells that make a jingling sound, associated with winter festivities.
30. A place for a domestic fire, especially during the winter.
31. A single ice crystal that has achieved a sufficient size.
32. To spend the winter in a dormant state.
34. Shiny strips used for festive decoration.
36. A ring-shaped decoration often made of foliage.
37. A severe snowstorm with high winds and low visibility.
38. A plant used in winter traditions, often hung in doorway.

Trivia & Puzzle Answers

Trivia

1. C
2. C
3. A
4. D
5. A


Crossword



Ask Nat

Brought to you by: ACWNFreakazoid

Welcome to the latest edition of Ask Nat. Today's delectable special is a particular group of arthropodal artistry, the myriapods (subphylum *Myriapoda*). The name literally translates to 10,000 (or innumerable) feet. Unsurprisingly, both millipedes and centipedes are in this group, along with the lesser known pauropods and symphylans. Read on to find out more about this enticing menu!



Pauropoda

Measuring less than 2 millimeters, pauropods are tiny myriapods that live in soil. They move through crevices in the soil as well as along roots as their small, soft bodies cannot burrow. Highly sensitive to light, they stay beneath the surface as they feed on mold and fungi.



Pauropod
By Andy Murray, [Wikimedia](#)



Eurypauropodid
By Andy Murray, [Wikimedia](#)

Symphyla

Like pauropods, symphylans are relatively small myriapods, reaching lengths between 2 and 10 millimeters. They can be found in moist environments such as soil, beneath rocks, and in decaying wood. They feed on detritus (dead organic material) as well as live vegetation, which can make them an agricultural pest in certain regions. Symphylans have the unique ability among myriapods to produce silk that can be used in reproduction, defense, and locomotion via suspension.



Symphyla (unknown species)
By Soniamartinez, [Wikimedia](#)



Scutigera (cropped)
By Markus Krieger, [Wikimedia](#)

Diplopoda

Similar to symphylans, millipedes are found in moist environments where they tend to burrow into the soil. Most feed on detritus or vegetation, though some consume fungi while others can suck the juices out of plants. A few are even predatory. The name of the class comes from the diplosegments that millipedes possess. Each appears to be two segments "fused together" and contains two pairs of legs attached near the bottom..

Most millipedes defend themselves by curling into a protective coil and secreting noxious or caustic liquids. These can cause chemical burns upon contact. The bristle millipedes lack these defenses and instead use bristles along their body to ward off would-be attackers such as ants (these millipedes are quite small). You may see some such species climbing on your walls.



Aphistogoniulus infernalis
By K. Schütte, [Wikimedia](#)



Flat-backed millipede (*Polydesmus angustus*)
By Charles J. Sharp, [Wikimedia](#)



Glomeris marginata
By Stemonitis, [Wikimedia](#)



Eumillipes persephone
By Paul Marek, [Wikimedia](#)

Chilopoda

Unlike millipedes, centipedes are quite agile as they hunt prey. Each segment of a centipede sports only a single set of legs attached more to the side compared to millipedes. The first pair of legs is modified into venom-injecting forcipules that help to subdue prey. The last pair of legs, also called the ultimate legs, is also modified and serves a range of functions from reproduction to grasping and threat displays depending on species.

Fearless predators, the larger centipedes can take down small animals such as birds and bats, even catching them in the air. The Amazonian giant centipede can grow over a foot long and even preys on tarantulas, scorpions, and snakes. Other species are even believed to hunt underwater. Despite their ferocity, centipedes still face danger from various predators. In some areas of the world, people put them on skewers and grill or deep fry them as a mouth-watering delicacy!



Scolopendra polymorpha
By Jake N., [Wikimedia](#)



Scolopendra heros forcipules
By gilaman, [Wikimedia](#)



Thereuonema tuberculata
By AverageWalrus, [Wikimedia](#)



Soil centipede mother with offspring
By Katja Schulz, [Wikimedia](#)

In Animal Crossing

Both the centipede and house centipede have appeared in the series. Many people might think pill bugs are millipedes, but in reality the animals commonly referred to as such are actually isopods, a group of terrestrial (land-dwelling) crustaceans. The pill millipedes, however, can look quite similar.



Calling all budding entomologists or anyone with a picture of a scrump... err, interesting bug they want to know more about! Just head on over to this form [here](#) and submit your image and some basic info about the circumstances behind your encounter with said sna... bug. Select entries will be covered in the next newsletter.

Spotlight Advertisements

Brought to you by: BrandTM



THE BELL SHOP

Treat yourself to something special!

AVATAR ACCENTS - AVATAR BACKGROUND - AVATAR CHARACTERS - BACKGROUND COLORATIONS!

BROUGHT TO YOU BY ACC 2.0
PROUDLY INDEPENDENT OF NOOK INC.



New Horizons
**GIFTS &
GIVEAWAY**

Always offering all tradable in-game items, DIYs, flowers, tree/bush saplings and material stacks.

ORDER TODAY!

Brought to you by **KLX125 and DaCota**

The banner features a dark blue background with white and light blue snowflakes and bokeh lights. In the foreground, there are white, snow-covered hills and two stylized evergreen trees. A wooden sign with a snow-capped top is planted in the snow, displaying the text 'ORDER TODAY!' in white capital letters.



Happy
NEW YEAR

The holiday season culminated in a grand New Year's Eve party, where friends and family gathered to celebrate

Brought to you by
Milly's Flowers & Gifts

The banner has a dark blue background filled with colorful confetti, streamers, and stars. A large, glowing yellow and white grid-patterned sphere is positioned at the top center. At the bottom, two colorful party hats with pink and white stripes are visible, with streamers and confetti trailing upwards from them.